

Windows 7 - Tweaking list

Jon@s Dannert (fd Amren)

2011-11-10



ONLY use 1 (one) profile, set up as Administrator

Do NOT use/install VNC, LogMeln or similar remote control software, as it will interfere with stable WATCHOUT playback
WATCHOUT has it's own remote for Display computers, invoked via the "Manage Display computer" command, in the Stage menu

Using 2 (two) separate discs for OS and Media/WATCHOUT, is recommended

START

Make/install 1st partition/1st drive 60 GB/1st drive for OS

Install Windows 7 on 1st partition/1st drive

Make/install 2nd partition/2nd drive 2nd partition/2nd disk for WATCHOUT & MEDIA

LAST THING TO DO - Install WATCHOUT on 2nd partition/2nd drive - AFTER TWEAKING EVERYTHING BELOW

Software Latest BIOS & drivers for motherboard
 Latest drivers for graphics card
 Latest drivers for capture cards
 Latest drivers for peripherals, DMX-, MIDI-devices etc.

Activate Windows with Microsoft

Windows Update Update - ALL Both Critical and

QuickTime Install latest 7.6.8 or later <http://www.apple.com/quicktime/download/>


DO NOT INSTALL ANY OTHER CODEC PACKS, MEDIAPLAYERS, DVD-BURNING SOFTWARE, OR SIMILAR ON A DISPLAY COMPUTER!!
It will interfere with stable WATCHOUT playback.

Control panel

Action Center Change Action Center settings
 Turn off all security settings
 Customer Experience Improvement Program - No
 Problem reporting - never
 Windows Update - never

Autoplay Uncheck for all devices

Date and Time Uncheck Notify me when the clock changes
 Synchronize with Internet Time server



Device Manager

Verify no missing drivers

Folder Options

View Show full path in titlebar (only in Classic)
General Check Show all folders
Automatically expand to current folder
Uncheck Hide extensions for known filetypes

Indexing

Turn off for all drives
Delete places

Network & Sharing Center

Set to "Work"
Change adapter settings
In-activate wireless LAN adapter/s, if any
Select wired LAN adapter
Properties Turn off all but TCP/IPv4
TCP/IPv4 Properties Use a fixed IP-address
Change for every Display Computer

*ONLY use 1 (one) network adapter, if there are more,
DE-ACTIVATE the other/s*

Notification area settings

Uncheck Always show all icons and notifications
Turn system icons off
Clock off
Power off
Action Center off

Performance Information & Tools


Advanced Adjust visual effects For best performance
Virtual Memory Adjust Page file size to 2 x RAM

Personalization

Desktop Background Solid Color Grey
Window Color Windows Classic
Sounds No sounds
Uncheck Play Windows Startup Sound
Screensaver None

Power options

Create a new Powerplan, WATCHOUT, based on High Performance
Turn off display Never
Put the computer to sleep Never
Change Advanced Power Settings Go through all in list



Program & Features

Turn Windows features on or off

- Uncheck Games
- "_" Indexing Service
- "_" IIS
- "_" **Media Features** **Windows DVD Maker**
- "_" **Windows Media Center**
- KEEP CHECKED** **NOT** **Windows Media Player**
- Uncheck
- "_" Print & Document Services
- "_" Remote Diff Compression
- "_" Tablet PC Components
- "_" Windows Gadgets Platform
- "_" XPS Services
- "_" XPS Viewer

RESTART now!!

QuickTime

Uncheck Check for updates automatically
Tray Icon

Sounds

No sounds
Uncheck - Play Windows Startup Sound
Check that Jack detection is set to OFF!!

System

Device Manager Verify no missing drivers

Remote Settings Uncheck Remote Assistance

System Protection Turn off System Restore

Advanced Adjust visual effects For best performance

Virtual Memory Adjust Page file size to 2 x RAM

Computer name **Rename per computer**
Workgroup WORKGROUP

Taskbar & Start Menu

Go through

Troubleshooting

Change settings Computer Maintenance - OFF
Uncheck Allow user to....
Allow troubleshooting to....

User Accounts


Change account name per computer
Change User Account Control, UAC, to "Never notify"

Windows Card Space

User preferences Uncheck - Enable access...

Windows Defender

Tools Uncheck Autoscans my...
Realtime Protection..
Under Advanced - All
Administrator Uncheck - use this program



Windows Firewall Turn OFF, and notifications, too!!
Advanced settings - turn all OFF, too!

Windows Update Verify OFF

3RD PARTY DRIVERS

ATI 10.9 or later Options Preferences Hide Splash Screen
Enable SysTray - OFF
Turn off in msconfig also!

nVidia 258.96 or later Adjust Video Color settings With the nVidia settings Full 0-255

QuickTime 7.6.8 or later Uncheck Check for updates automatically
Tray Icon

Adobe Acrobat 9.4.0 or later Turn off updates in Preferences

FINAL INSTALL

Verify UAC OFF!

Install WATCHOUT on 2nd partition/2nd drive

RESTART!

PUT A SHORTCUT OF WATCHOUT DISPLAY IN THE STARTUP FOLDER

Place WATCHOUT key in every USB port to force driver load

Run msconfig **Go Through**
/NOGUIBOOT
Uncheck everything but WATCHOUT and CodeMeter in Startup Items

Run services.msc **Go Through**
If you're sure about what you do here... otherwise - DON'T!!

Trim Start Menu **Go Through**

